

# DREXEL®

## SELECT LEATHER

Choose a shape



SL1700-S - SLEEK  
W109" x D38" x H35"



SL1701-S - HORIZON  
W101" x D39" x H32"



SL1702-S - PROPER  
W92" x D40.5" x H42"



SL1703-CH - SLING  
W27.5" x D35.5" x H34"



SL1704-CH / SL1704-ALC - NICHE  
W31" x D31" x H40.5"  
W25.5" x D30" x H35.5"




SL1705-CH - CHAMBER  
W34" x D34" x H32"


Choose a leather



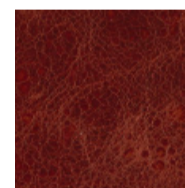
LE1200-5 L1




LE1194-44 L2




LE1199-3 L1




LE1197-89 L2




LE1192-10 L1



LE1201-02 L3




LE1197-00 L2




LE1188-01 L1




LE1194-0 L1




LE1198-3 L1



LE1200-1 L1



LE1200-00 L1



LE1199-2 L1



LE1191-09 L2

Construction: Sinuous springs seat platform, 7/8" hardwood plywood rails with blendown seat and back cushion.  
Ember Smoke is standard finish.

*Made In The USA of Domestic and Imported Materials*